

CSCI 241

Scott Wehrwein

Quick Sort: Algorithm

Goals

Thoroughly understand the mechanism of `quicksort`.

Be able to execute quicksort on paper.

Be prepared to implement quicksort and its `partition` helper method.

Mergesort vs Quicksort

```
/** mergesort A[st..end]*/  
mergeSort(A, st, end):  
  if (small):  
    return
```

`mid = (end+st)/2` **Divide** (Quick: the "real work" happens here)

`mergeSort(A, st, mid)`
`mergeSort(A, mid, end)` **Conquer**

`merge(A, st, mid, end)` **Combine** (Merge: the "real work" happens here)

Mergesort vs Quicksort

```
/** mergesort A[st..end]*/  
mergeSort(A, st, end):  
  if (small):  
    return
```

```
mid = (end+st)/2
```

```
mergeSort(A, st, mid)  
mergeSort(A, mid, end)
```

```
merge(A, st, mid, end)
```

```
/** quicksort A[st..end]*/  
quickSort(A, st, end):  
  if (small):  
    return
```

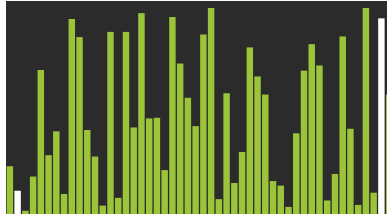
Divide mid = partition(A, st, end)

Conquer quickSort(A, st, mid)
quickSort(A, mid+1, end)

Combine # (nothing to do!)

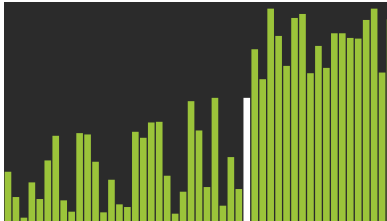
Quicksort: Algorithm

Unsorted:



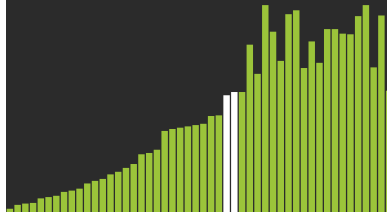
```
/** quicksort A[st..end]*/  
quicksort(A, st, end):  
    if (small):  
        return
```

Small things left
big things right:



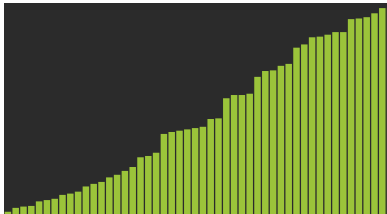
```
← mid = partition(A, st, end)
```

Sort left things:



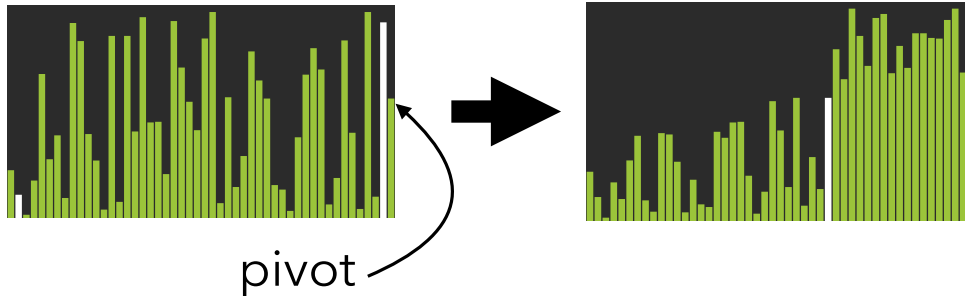
```
← quicksort(A, st, mid)
```

Sort right things:



```
← quicksort(A, mid+1, end)
```

Quicksort: Partition



partition: choose a **pivot**, then:

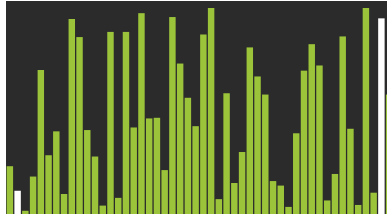
- elements \leq pivot go to its left
- elements $>$ pivot to the right

What pivot should we choose?

- First, middle, or last
- Median of first, middle, and last

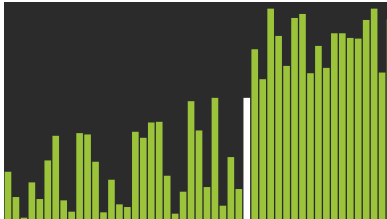
Quicksort: Algorithm

Unsorted:



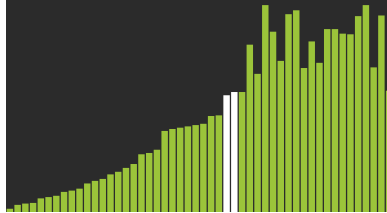
```
/** quicksort A[st..end]*/  
quicksort(A, st, end):  
    if (small):  
        return
```

Small things left
big things right:



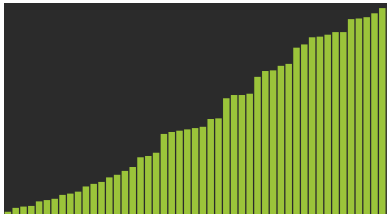
```
← mid = partition(A, st, end)
```

Sort left things:



```
← quicksort(A, st, mid)
```

Sort right things:



```
← quicksort(A, mid+1, end)
```


Tiny Example

`quickSort([2 8 9 1])`

For now: choose the first element as the pivot.

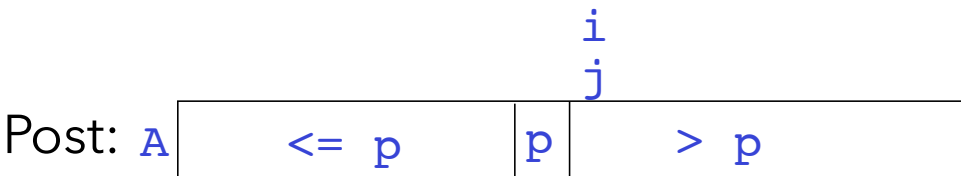
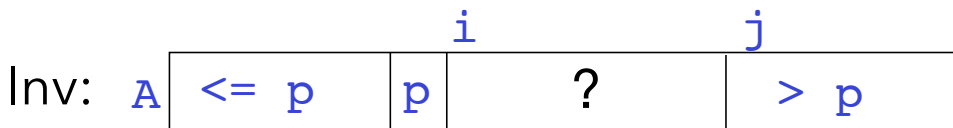
[2 8 9 1]

[1 2 9 8]

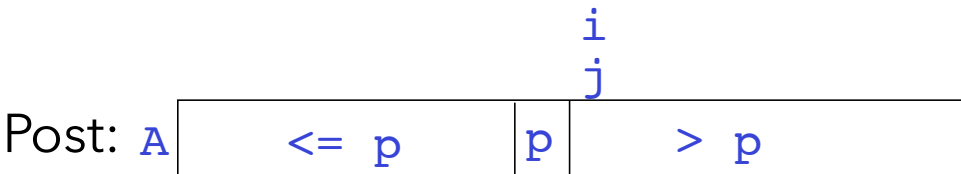
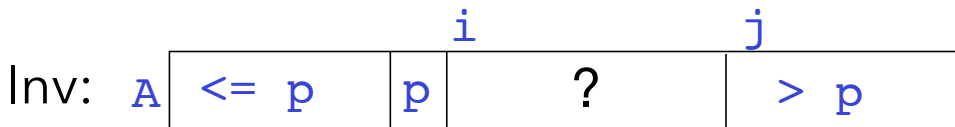


[2 8 9]

Quicksort: Partition



Quicksort: Partition



```
partition(A, start, end)
  initialize i, j
  choose pivot
  swap pivot to A[0]
  while [?] section != []
    # process A[i]:
    if  $\leq p$ :
      grow  $\leq p$  section
    else:
      grow  $> p$  section
```

Note: this is just one of several ways to implement partition.